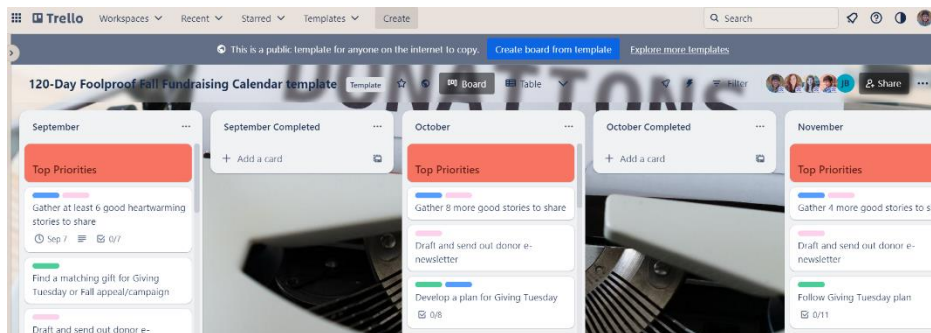
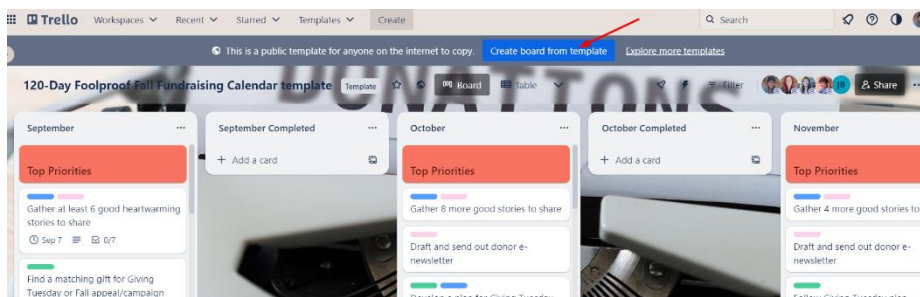


# Downloading 120-Day Foolproof Fall Fundraising Calendar -- Trello Template

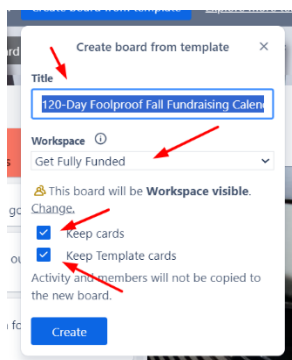
1. Be sure you're logged into your Trello account.
2. To access the Trello template, click [here](#). This is what you'll see:



3. Click on the blue "Create board from template" button.



4. From the menu that pops up, you can re-title the board and choose which of your workspaces to save it to. Be sure to keep the boxes checked for "Keep cards" and "Keep Template cards."



5. Click "Create" and you're done!